



FLAT FLOOD LIGHT - TIER 2

SERIES GKOFD07



SMALL SIZE:
40W / 70W / 100W

MEDIUM SIZE:
150W / 200W

LARGE SIZE:
250W / 300W

Product Overview

The GKOFD07 Flood Light series is compact, efficient, and cost-effective, providing excellent operating performance in a functional, low-profile design. These versatile luminaires are ideal for lighting walkways, facades, landscaping, wall washing, and other uplighting applications.



Key Features

CONSTRUCTION:

- Rugged single-piece, die-cast aluminum housing with integral heat sink fins.
- Housing has direct contact with the driver to help maintain low temperature and long lifespan.
- 3G vibration rated per ANSI C136.31, low EPA (0.48ft for 300W).
- Housing is completely sealed against moisture and environmental contaminants.

OPTICS:

- Standard NEMA 7Hx7V beam angle.
- Light engines are available in standard 4000K and 5000K configurations.
- A wide range of lumen options available from 5,360 to 42,000 Lumens, replaces up to 1,000W metal halide.
- Impact and UV-resistant polycarbonate lens is precisely designed to give a specific light distribution, maximizing efficiency and application spacing.

ELECTRICAL:

- Universal 120-277V or 347-480V input voltage.
- 10KV surge protection for 120-277V and 20KV surge protection for 347-480V.
- 1-10V dimming driver(s) as default.
- THD: $\leq 20\%$, Power Factor: $\geq 90\%$.

CONTROLS:

- Optional multi-level motion sensor - BR1823.
- Optional button photocell (for 40W, 70W, and 100W) and twist-lock photocell (for 150W, 200W, 250W, and 300W) - P0 120-277V, P3 347V, or P4 480V.

INSTALLATION:

- Slipfitter, yoke, and wall mount are available.
- Designed to be suitable for installation by only one person.

LIFESPAN:

- Estimated 100,000-hour LED lifespan based on IES LM-80 results and TM-21 calculations.

LISTINGS:

- DesignLights Consortium® (DLC) Premium qualified.
- UL listed for wet locations.
- Rated for ambient operating temperature -40°F to 113°F (-40°C to 45°C).



10330 Argonne Woods Dr. Ste. 200
Woodridge, IL 60517
Phone: 630-793-9449
Web: www.gkoled.com

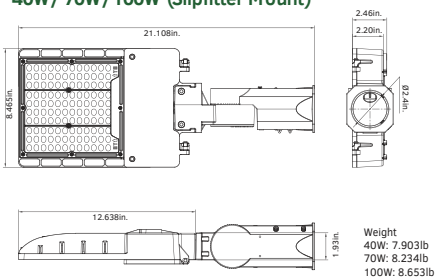
Performance Data

Lumen Output

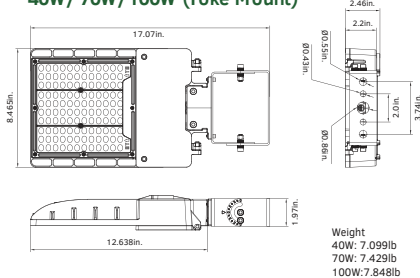
System Watts	Voltage	Beam Angle NEMA	4000K(70CRI)		5000K(70CRI)	
			Lumens	Efficacy	Lumens	Efficacy
40W	120-277V	7H*7V	5600lm	140lm/W	5720lm	143lm/W
45W	347-480V	7H*7V	5600lm	140lm/W	5720lm	143lm/W
70W	120-277V	7H*7V	9730lm	139lm/W	9800lm	140lm/W
75W	347-480V	7H*7V	9730lm	139lm/W	9800lm	140lm/W
100W	120-277V	7H*7V	13800lm	138lm/W	13900lm	139lm/W
100W	347-480V	7H*7V	13800lm	138lm/W	13900lm	139lm/W
150W	120-277V	7H*7V	20500lm	137lm/W	20800lm	139lm/W
150W	347-480V	7H*7V	21000lm	140lm/W	21300lm	142lm/W
200W	120-277V	7H*7V	25500lm	128lm/W	26000lm	130lm/W
200W	347-480V	7H*7V	25500lm	128lm/W	26000lm	130lm/W
250W	120-277V	7H*7V	34750lm	139lm/W	35250lm	141lm/W
250W	347-480V	7H*7V	34750lm	139lm/W	35250lm	141lm/W
300W	120-277V	7H*7V	40500lm	135lm/W	41000lm	137lm/W
300W	347-480V	7H*7V	41500lm	138lm/W	42000lm	140lm/W

Dimensions & Weight

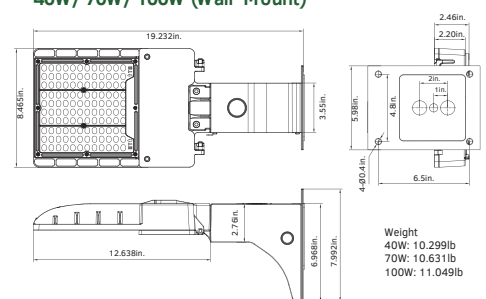
40W / 70W / 100W (Slipfitter Mount)



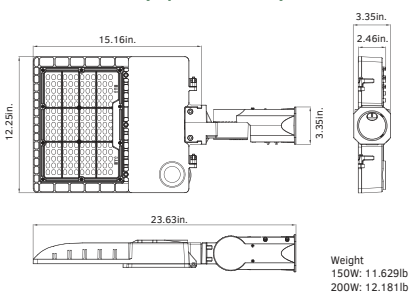
40W / 70W / 100W (Yoke Mount)



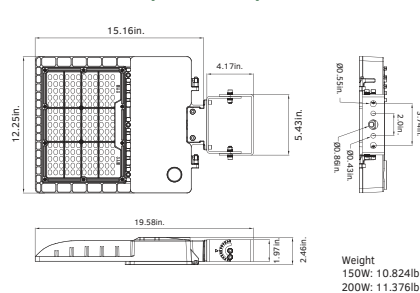
40W / 70W / 100W (Wall Mount)



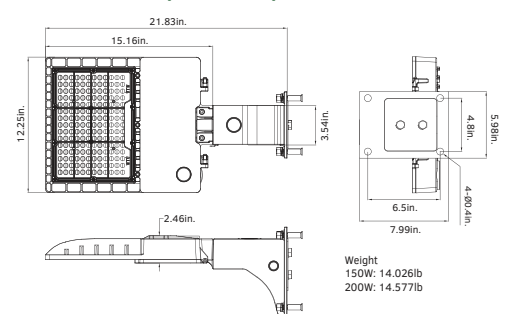
150W / 200W (Slipfitter Mount)



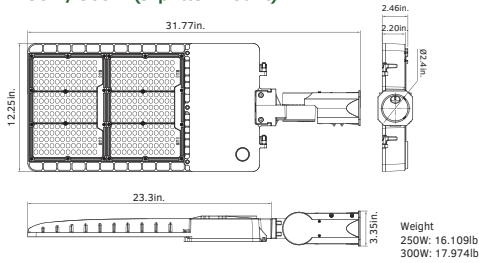
150W / 200W (Yoke Mount)



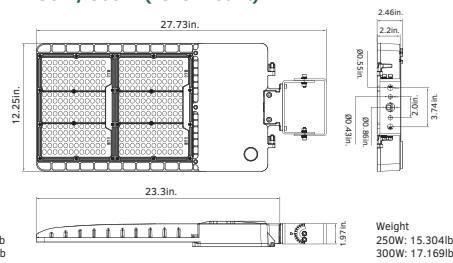
150W / 200W (Wall Mount)



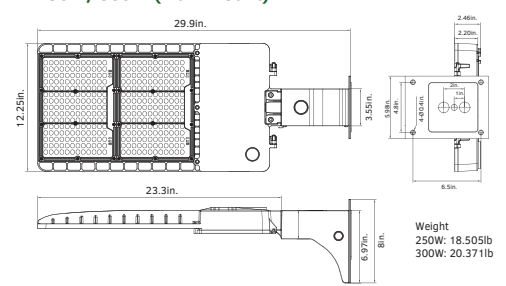
250W/ 300W (Slipfitter Mount)



250W/ 300W (Yoke Mount)



250W/ 300W (Wall Mount)



Mounting Information

Mounting Options



Slipfitter Mount

An optional cast aluminum mast arm adaptor secures fixture head to nominal 2" (2-3/8" O.D. pipe size) horizontal steel tenon arm.



Yoke Mount

Die-cast aluminum trunnion is easily adapted to many surfaces and allows easy fixture aiming angles.



Wall Mount

Wall Mount is easy to install for direct wall mounting with 1/2" conduit wiring or standard J-box mounting.

Additional Accessories

POLE BRACKET		• For mounting one fixture on an existing pole	
	<p>4" Square Pole Mount with 2-3/8" O.D. Tenon NO. 4SQ-SP-D FINISH: Dark Bronze USE: For use with square, non-tapered steel and aluminum poles. Furnished with four 5/16" hex head stainless-steel bolts. Vertical tenon measures 2-3/8" O.D., and is made of steel tubing. Fixtures mounted to this bracket can be adjusted both vertically and horizontally.</p>		<p>4" Round Pole Mount with 2-3/8" O.D. Tenon NO. 4SQR-SP-D FINISH: Dark Bronze USE: For use with round, non-tapered steel and aluminum poles. Furnished with three 3/8" hex head stainless-steel bolts. Vertical tenon measures 2-3/8" O.D., and is made of steel tubing. Fixtures mounted to this bracket can be adjusted both vertically and horizontally.</p>
	<p>5" Square Pole Mount with 2-3/8" O.D. Tenon NO. 5SQ-SP-D FINISH: Dark Bronze USE: For use with square, non-tapered steel and aluminum poles. Furnished with four 5/16" hex head stainless-steel bolts. Vertical tenon measures 2-3/8" O.D., and is made of steel tubing. Fixtures mounted to this bracket can be adjusted both vertically and horizontally.</p>		<p>5" Round Pole Mount with 2-3/8" O.D. Tenon NO. 5SQR-SP-D FINISH: Dark Bronze USE: For use with round, non-tapered steel and aluminum poles. Furnished with three 3/8" hex head stainless-steel bolts. Vertical tenon measures 2-3/8" O.D., and is made of steel tubing. Fixtures mounted to this bracket can be adjusted both vertically and horizontally.</p>
	<p>2-3/8" O.D. Tenon Mount Adaptor for Yoke Fixtures NO. SP-TR-D FINISH: Dark Bronze USE: The 2-3/8" O.D. Tenon Mount Adaptor for Yoke Fixtures is designed to mount GKOLED light fixtures that are equipped with a yoke mount onto a 2-3/8" O.D. tenon. It may be utilized with the GKOLED flood light series of light fixture.</p>		
WALL BRACKET		Mid-Pole Tenon Bracket	
	<p>90° Wall Mount Bracket with 2-3/8" O.D. Tenon NO. WM-SP-D FINISH: Dark Bronze USE: The 90° Wall Mount Bracket with 2-3/8" Tenon attaches a GKOLED flood light to almost any surface, wall, roof, or wood pole. Provides wiring access and a built-in 2-3/8" O.D. tenon to mount a fixture with our adjustable slipfitter. Suggested 3/8" diameter bolts for mounting. Mounting holes are spaced 3-1/4" apart.</p>		<p>2-3/8" O.D. Horizontal Tenon Mid-Pole Bracket NO. SQ-SP-D FINISH: Dark Bronze USE: The 2-3/8" O.D. Horizontal Tenon Mid-Pole Bracket is designed to mount a light fixture that is equipped with an adjustable slipfitter onto a 2-3/8" O.D. horizontal tenon.</p>

Additional Accessories

Round External Mount Horizontal Tenon • To mount 2, 3, or 4 fixtures on an existing pole			
	<p>Double 90° Horizontal Tenon Adaptor NO. R60-SP2-90-D FINISH: Dark Bronze USE: The Bracket is designed to mount over a 2-3/8" (60mm) O.D. vertical tenon. Two fixtures can be mounted to the Round External Mount Horizontal Tenon and adjusted horizontally.</p>		<p>Triple 120° Horizontal Tenon Adaptor NO. R60-SP3-120-D FINISH: Dark Bronze USE: The Bracket is designed to mount over a 2-3/8" (60mm) O.D. vertical tenon. Three fixtures can be mounted to the Round External Mount Horizontal Tenon and adjusted horizontally.</p>
	<p>Double 180° Horizontal Tenon Adaptor NO. R60-SP2-180-D FINISH: Dark Bronze USE: The Bracket is designed to mount over a 2-3/8" (60mm) O.D. vertical tenon. Two fixtures can be mounted to the Round External Mount Horizontal Tenon and adjusted horizontally.</p>		<p>Quad 90° Horizontal Tenon Adaptor NO. R60-SP4-90-D FINISH: Dark Bronze USE: The Bracket is designed to mount over a 2-3/8" (60mm) O.D. vertical tenon. Four fixtures can be mounted to the Round External Mount Horizontal Tenon and adjusted horizontally.</p>
	<p>Triple 90° Horizontal Tenon Adaptor NO. R60-SP3-90-D FINISH: Dark Bronze USE: The Bracket is designed to mount over a 2-3/8" (60mm) O.D. vertical tenon. Three fixtures can be mounted to the Round External Mount Horizontal Tenon and adjusted horizontally.</p>		

Ordering Information

Flat Flood Light Series GKOFD07							Example:GKOFD0740W27V50KBDB77SPS			
Fixture Type	Wattage	Voltage	CCT	CRI	Finish	Photocell (Optional)	NEMA	Mounting	Surge Protection (Optional)	
<input type="checkbox"/>	<input type="checkbox"/>	<input type="checkbox"/>	<input type="checkbox"/>	<input type="checkbox"/>	<input type="checkbox"/>	<input type="checkbox"/>	<input type="checkbox"/>	<input type="checkbox"/>	<input type="checkbox"/>	
GKOFD07	40W 70W 100W	27V 120-277V	40K 4000K 50K 5000K	B 70CRI	D Dark Bronze B Black W White SG Silver Gray	P0 120-277V Photocell P3 347V Photocell P4 480V Photocell Blank Without Photocell	B77 7Hx7V	TR Trunnion Mount SP Slipfitter Mount WM Wall Mount YK Yoke Mount	S Surge Protection Blank No Surge Protection	
	45W 75W	48V 347-480V								

Flat Flood Light Series GKOFD07							Example:GKOFD07300W27V50KBDB77TR			
Fixture Type	Wattage	Voltage	CCT	CRI	Finish	Photocell (Optional)	NEMA	Mounting		
<input type="checkbox"/>	<input type="checkbox"/>	<input type="checkbox"/>	<input type="checkbox"/>	<input type="checkbox"/>	<input type="checkbox"/>	<input type="checkbox"/>	<input type="checkbox"/>	<input type="checkbox"/>		
GKOFD07	150W 200W 250W 300W	27V 120-277V	40K 4000K 50K 5000K	B 70CRI	D Dark Bronze B Black W White SG Silver Gray	P0 120-277V Photocell P3 347V Photocell P4 480V Photocell Blank Without Photocell	B77 7Hx7V	TR Trunnion Mount SP Slipfitter Mount WM Wall Mount YK Yoke Mount		

Note : Not all product variations listed on this page are DLC qualified. Visit www.designlights.org/search to confirm qualification.