

GKOWP10 27W / 40W



GKOWP10 67W / 80W

Product Overview

The GKOWP10 Slim Full-Cutoff Wall Pack features a modern, low profile design that allows for 0° to 90° tilt adjustments, creating precise illumination for applications like perimeter, entrance, stairway, and security lighting. It is fully compliant with Dark Sky requirements, minimizing glare and light pollution.



Key Features

CONSTRUCTION:

- Rugged die-cast aluminum housing.
- Housing has direct contact with the driver to help maintain low temperature and long lifespan.
- Housing is completely sealed against moisture and environmental contaminants.
- 3G Vibration rated, meeting ANSI C136.31.

FINISH:

- The exterior is protected by a rust-resistant powder coat finish that provides superior resistance to weathering and corrosion.

OPTICS:

- In full compliance with Dark Sky requirements, minimizing light pollution.
- Light engines are available in standard 4000K and 5000K configurations.
- A range of lumen options available from 3,500 to 10,500 Lumens, replaces up to 250W metal halide.
- Impact and UV-resistant polycarbonate lens is precisely designed to give a specific light distribution, maximizing efficiency and application spacing.

ELECTRICAL:

- Universal 120-277V input voltage.
- 1-10V dimming driver(s) optional.
- THD: ≤20%, Power Factor: ≥90%.

CONTROLS:

- Optional button photocell for additional energy savings - PO 120-277V.

INSTALLATION:

- Wall mount or junction box mount options are available.
- Adjustable mount allows for 0° to 90° tilt adjustments.

LIFESPAN:

- Estimated 50,000-hour LED lifespan based on IES LM-80 results and TM-21 calculations.

LISTINGS:

- DesignLights Consortium® (DLC) Premium qualified.
- UL listed for wet locations.
- Rated for ambient operating temperature -40°F to 104°F (-40°C to 40°C).


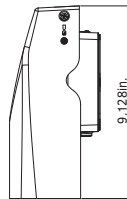
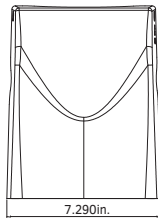
Performance Data

Lumen Output

System Watts	Voltage	4000K(70CRI)		5000K(70CRI)	
		Lumens	Efficacy	Lumens	Efficacy
27W	120-277V	3500lm	130lm/W	3600lm	133lm/W
40W	120-277V	5100lm	128lm/W	5200lm	130lm/W
67W	120-277V	8800lm	131lm/W	8900lm	133lm/W
80W	120-277V	10000lm	125lm/W	10500lm	131lm/W

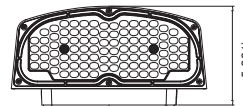
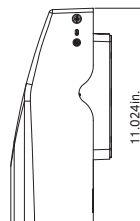
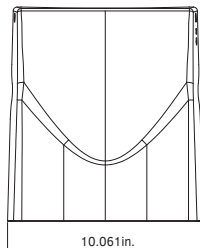
Dimensions & Weight

GKOWP10: 27W & 40W



Weight: 27W: 3.35lb
40W: 3.57lb

GKOWP10: 67W & 80W



Weight: 67W: 6.90lb
80W: 7.80lb

Ordering Information

Slim Full Cutoff Wall Pack Series GKOWP10				Example: GKOWP1080W27V50KDP0D			
Fixture Type	Wattage	Voltage	CCT	Finish	Photocell (Optional)	Dimmable (Optional)	
<input type="checkbox"/>	<input type="checkbox"/>	<input type="checkbox"/>	<input type="checkbox"/>	<input type="checkbox"/>	<input type="checkbox"/>	<input type="checkbox"/>	
GKOWP10	27W 40W 65W 80W	27V 120-277V	40K 4000K 50K 5000K	D Dark Bronze B Black W White	P0 120-277V Photocell Blank Without Photocell	D 1-10V Dimmable Blank Non-Dimmable	

Note: Not all product variations listed on this page are DLC qualified. Visit www.designlights.org/search to confirm qualification.