


## Product Overview

Series GKOTRG1 LED Troffer fixtures are an energy-efficient lighting solution for commercial or institutional settings with recessed or suspended grid ceilings and are available in 3 popular sizes. Optional Plug & Play Bluetooth Network Controls allow advanced lighting capabilities. LED Troffers are ready out of the box for recessed installation, with optional surface mounting kits available.



## Key Features

### CONSTRUCTION:

- Stamped sheet metal housing offers excellent heat dissipation.

### FINISH:

- The exterior is protected by a rust-resistant powder coat finish that provides superior resistance to weathering and corrosion.

### OPTICS:

- Light engines are available in standard 3500K, 4000K, and 5000K configurations.
- A range of lumen options available from 2,600 to 5,850 Lumens.
- Impact and UV-resistant frosted polycarbonate lens is precisely designed to give a specific light distribution, maximizing efficiency and application spacing.

### ELECTRICAL:

- Universal 120-277V input voltage.
- Auxiliary 12V driver optional.
- Standard 1KV surge protection.
- 0-10V dimming driver(s) standard.
- Flicker-free driver with  $\leq 10\%$  stroboscopic index prevents flicker during the lighting and dimming process.
- THD:  $\leq 20\%$ , Power Factor:  $\geq 90\%$ .

### CONTROLS:

- Power and CCT may be adjusted during installation using switches on the side of the driver housing. 3500K, 4000K, and 5000K CCT options are available.
- Optional plug & play Bluetooth multi-level motion sensor.
- Emergency battery backup model provides up to 90 minutes of operation at a minimum of 1000lm during outages. During an outage, CCT defaults to 5000K. During regular operation, CCT is available in 3500K, 4000K, and 5000K.
- Bluetooth networked controls that are DLC NLC qualified, utilizing a Bluetooth SIG mesh network operated with iOS, Android, and web.

### INSTALLATION:

- Suitable for recessed installation.
- Surface mounting with optional surface mount kit.

### WARRANTY:

- 5 Year Limited Warranty.

### LISTINGS:

- DesignLights Consortium® (DLC) qualified.
- DesignLights Consortium® (DLC) Premium qualified (2x4 35W model only).
- UL Damp Location Listed.
- Rated for ambient operating temperature  $-4^{\circ}\text{F}$  to  $122^{\circ}\text{F}$  ( $-20^{\circ}\text{C}$  to  $50^{\circ}\text{C}$ ).

# Performance Data

## 1x4 30W Lumen Output

System Watts	CRI	Size	3500K		4000K		5000K	
			Lumens	Efficacy	Lumens	Efficacy	Lumens	Efficacy
20W	84	1x4	2600lm	130lm/W	2600lm	130lm/W	2600lm	130lm/W
25W	84	1x4	3250lm	130lm/W	3250lm	130lm/W	3250lm	130lm/W
30W	82	1x4	3900lm	130lm/W	3900lm	130lm/W	3900lm	130lm/W

## 2x2 30W Lumen Output

System Watts	CRI	Size	3500K(80CRI)		4000K(80CRI)		5000K(80CRI)	
			Lumens	Efficacy	Lumens	Efficacy	Lumens	Efficacy
20W	83	2x2	2800lm	140lm/W	2800lm	140lm/W	2800lm	140lm/W
25W	83	2x2	3375lm	135lm/W	3375lm	135lm/W	3375lm	135lm/W
30W	83	2x2	3900lm	130lm/W	3900lm	130lm/W	3900lm	130lm/W

## 2x2 40W Lumen Output

System Watts	CRI	Size	3500K(80CRI)		4000K(80CRI)		5000K(80CRI)	
			Lumens	Efficacy	Lumens	Efficacy	Lumens	Efficacy
30W	80	2x2	3900lm	130lm/W	3900lm	130lm/W	3900lm	130lm/W
35W	82	2x2	4620lm	132lm/W	4620lm	132lm/W	4620lm	132lm/W
40W	82	2x2	5200lm	130lm/W	5200lm	130lm/W	5200lm	130lm/W

## 2x4 35W Lumen Output

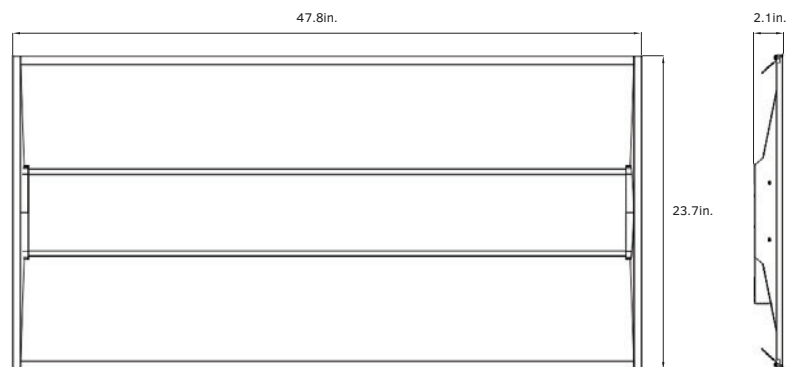
System Watts	CRI	Size	3500K(80CRI)		4000K(80CRI)		5000K(80CRI)	
			Lumens	Efficacy	Lumens	Efficacy	Lumens	Efficacy
25W	82	2x4	3400lm	136lm/W	3450lm	138lm/W	3450lm	138lm/W
30W	82	2x4	3990lm	133lm/W	4020lm	134lm/W	4020lm	134lm/W
35W	82	2x4	4550lm	130lm/W	4550lm	130lm/W	4550lm	130lm/W

## 2x4 45W Lumen Output

System Watts	CRI	Size	3500K(80CRI)		4000K(80CRI)		5000K(80CRI)	
			Lumens	Efficacy	Lumens	Efficacy	Lumens	Efficacy
34W	83	2x4	4760lm	140lm/W	4760lm	140lm/W	4760lm	140lm/W
38W	83	2x4	5130lm	135lm/W	5130lm	135lm/W	5130lm	135lm/W
45W	83	2x4	5850lm	130lm/W	5850lm	130lm/W	5850lm	130lm/W

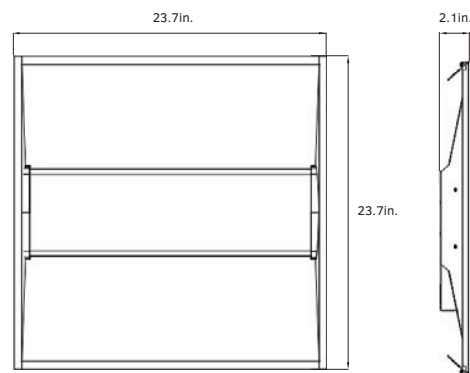
# Dimensions & Weight

## 2x4



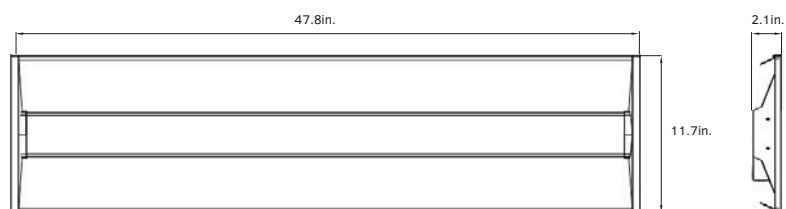
Weight  
Tunable: 10.81lb.  
Emergency Battery Backup Model: 11.81lb.

## 2x2



Weight  
Tunable: 6.28lb.  
Emergency Battery Backup Model: 7.28lb.

## 1x4



Weight  
Tunable: 7.39lb.  
Emergency Battery Backup Model: 8.39lb.

# Accessories




**PLUG & PLAY BLUETOOTH  
MULTI-LEVEL MOTION SENSOR**  
Optional plug & play Bluetooth multi-level motion sensor detects occupancy in an area for additional energy savings.



**EMERGENCY BATTERY BACKUP MODEL**  
Emergency battery backup model provides up to 90 minutes of operation during power outages. During an outage, CCT defaults to 5000K.

# Mounting Options



**RECESSED MOUNTING (INCLUDED)**  
LED Troffers are suitable for standard recessed mounting in a grid ceiling, by default.



**SURFACE MOUNTING (OPTIONAL)**  
Optional surface mounting kit allows for mounting without a ceiling grid (sold separately).

# Ordering Information

LED Troffer GKOTRG1								Example: GKOTRG122D30W27VDDK		
Fixture Type	Size		Series	Wattage		Voltage		CCT	Sensor (Optional)	Battery Backup (Optional)
<div></div>	<div></div>		<div></div>	<div></div>		<div></div>		<div></div>	<div></div>	<div></div>
GKOTRG1	14	1x4	D Series D	30W	30W / 25W / 20W	27V	120-277V	DDK Power & CCT Tunable	M With Sensor	B With Emergency Battery
	22	2x2	D Series D	30W	30W / 25W / 20W				Blank Without Sensor	Blank Without Emergency Battery
	24	2x4	D Series D	30W	35W / 30W / 25W					
				40W	40W / 35W / 30W					
				45W	45W / 38W / 34W					