



AREA LIGHT

SERIES GKOALG5



Product Overview

GKOALG5 Area Lights are the cost-effective area lighting solution for mounting heights ranging from 26' to 50', featuring a low-profile, compact housing in an attractive design. An optional twist-lock photocell or multi-level motion sensor is available for additional energy savings, and an optional backlight glare shield minimizes light spillover.



Key Features

CONSTRUCTION:

- Rugged single-piece, die-cast aluminum housing with integral heat sink fins.
- Housing has direct contact with the driver to help maintain low temperature and long lifespan.
- 3G vibration rated for areas with traffic, meeting ANSI standards C136.31.
- Housing is completely sealed against moisture and environmental contaminants.

OPTICS:

- Type III, IV, V light distribution available.
- Light engines are available in standard 4000K and 5000K configurations.
- A wide range of lumen options available from 13,900 to 42,000 Lumens, replaces up to 1,000W metal halide.
- Impact and UV-resistant polycarbonate lens is precisely designed to give a specific light distribution, maximizing efficiency and application spacing.
- Optional backlight glare shield is available for minimizing lighting spillover in order to comply with local ordinances.

ELECTRICAL:

- Universal 120-277V or 347-480V input voltage.
- Integrated 6KV surge protection with additional 10KV surge protection for 120-277V and 20KV surge protection for 347-480V.
- 0-10V dimming driver(s) as default.
- THD: ≤20%, Power Factor: ≥90%.

CONTROLS:

- Optional PIR motion sensor (factory-installed).
 - BRI823 for 150W, 180W, 250W, and 300W 120-277V models.
 - BRI619 for 100W 120-277V and all 347-480V models.
- Optional twist-lock photocell - P0 120-277V or P4 480V (field-installed).
- Optional motion sensor remote control - RC-100. While not mandatory for programming the motion sensor, you avoid having to remove the fixture driver cover for programming, can program multiple sensors with ease, and can program the sensor after the fixture is installed.

INSTALLATION:

- Suitable for mounting heights ranging from 26'-50' in area lighting applications.
- Fixed and adjustable round and square pole, slipfitter, wall, and yoke mount are available (field-installed).
- Designed to be suitable for installation by only one person.

WARRANTY:

- 5 Year Limited Warranty.

LISTINGS:

- DesignLights Consortium® (DLC) Premium qualified.
- UL listed for wet locations.
- Rated for ambient operating temperature -40°F to 104°F (-40°C to 40°C).



100 E. Crossroads Pkwy. Ste. C
Bolingbrook, IL 60440
Phone: 630-793-9449
Web: www.gkoled.com

Performance Data

Lumen Output

Wattage	Voltage	Distribution Type	4000K(70CRI)		5000K(70CRI)	
			Lumens	Efficacy	Lumens	Efficacy
100W	120-277V / 347-480V	3	14100lm	141lm/W	14100lm	141lm/W
	120-277V / 347-480V	4	14000lm	140lm/W	13900lm	139lm/W
	120-277V / 347-480V	5	14200lm	142lm/W	14200lm	142lm/W
150W	120-277V / 347-480V	3	21000lm	140lm/W	21000lm	140lm/W
	120-277V / 347-480V	4	20500lm	137lm/W	20500lm	137lm/W
	120-277V / 347-480V	5	21000lm	140lm/W	21000lm	140lm/W
180W	120-277V / 347-480V	3	25000lm	139lm/W	25000lm	139lm/W
	120-277V / 347-480V	4	25000lm	139lm/W	25000lm	139lm/W
	120-277V / 347-480V	5	26000lm	144lm/W	26000lm	144lm/W
250W	120-277V / 347-480V	3	35000lm	140lm/W	35000lm	140lm/W
	120-277V / 347-480V	4	35000lm	140lm/W	35000lm	140lm/W
	120-277V / 347-480V	5	36000lm	144lm/W	36000lm	144lm/W
300W	120-277V / 347-480V	3	42000lm	140lm/W	42000lm	140lm/W
	120-277V / 347-480V	4	41000lm	137lm/W	41000lm	137lm/W
	120-277V / 347-480V	5	42000lm	140lm/W	42000lm	140lm/W

BUG Rating

Wattage	Voltage	Distribution Type	B	U	G
100W	120-277V / 347-480V	3	2	0	2
		4	3	0	3
		5	4	0	2
150W	120-277V / 347-480V	3	3	0	3
		4	3	0	3
		5	4	0	2
180W	120-277V / 347-480V	3	3	0	3
		4	3	0	3
		5	4	0	2
250W	120-277V / 347-480V	3	4	0	4
		4	4	0	4
		5	5	0	3
300W	120-277V / 347-480V	3	4	0	4
		4	4	0	5
		5	5	0	3

Electrical Data

Number of Drivers	Driver Current (mA)	Nominal Power (W)	Input Voltage (V)	Current (Amps)
1	850	100	120	0.83
		100	208	0.48
		100	240	0.42
		100	277	0.36
		100	347	0.29
		100	480	0.21
1	1200	150	120	1.25
		150	208	0.72
		150	240	0.63
		150	277	0.54
		150	347	0.43
		150	480	0.31
1	960	180	120	1.50
		180	208	0.87
		180	240	0.75
		180	277	0.65
		180	347	0.52
		180	480	0.38

Electrical Data

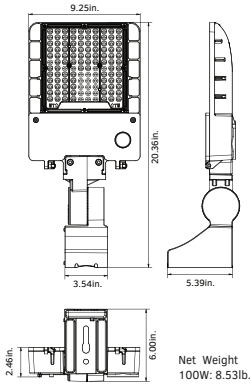
Number of Drivers	Driver Current (mA)	Nominal Power (W)	Input Voltage (V)	Current (Amps)
1	1200	250	120	2.08
		250	208	1.20
		250	240	1.04
		250	277	0.90
		250	347	0.72
		250	480	0.52
1	1500	300	120	2.50
		300	208	1.44
		300	240	1.25
		300	277	1.08
		300	347	0.86
		300	480	0.63

EPA

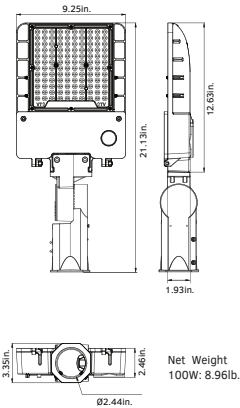
	1	2 @ 90°	2 @ 120°	2 @ 180°	3 @ 90°	3 @ 120°	4 @ 90°
100W	0.2751	0.5267	0.7321	0.6164	0.9577	0.9837	0.9577
150W / 180W	0.3111	0.6343	0.6464	0.6222	0.9335	0.9696	0.9335
250W / 300W	0.4097	0.7227	0.9919	0.8856	1.1986	1.3049	1.1986

Dimensions & Weight

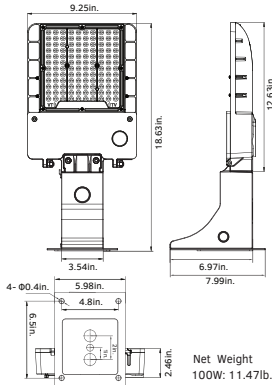
100W (Adjustable Pole Mount)



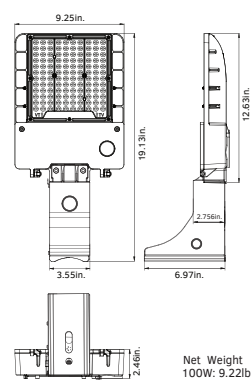
100W (Slipfitter Mount)



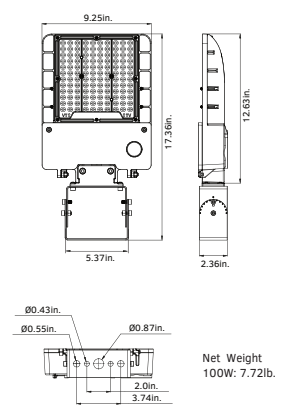
100W (Wall Mount)



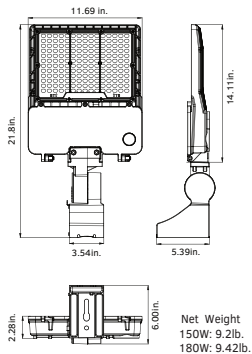
100W (Pole Mount)



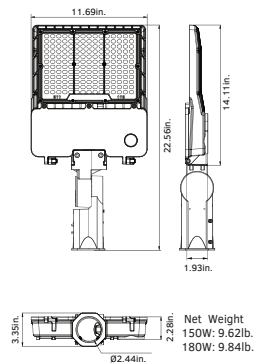
100W (Yoke Mount)



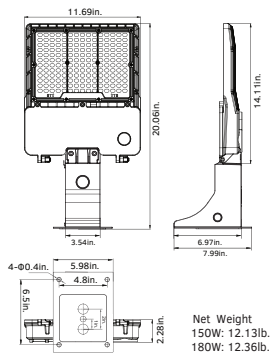
150W / 180W (Adjustable Pole Mount)



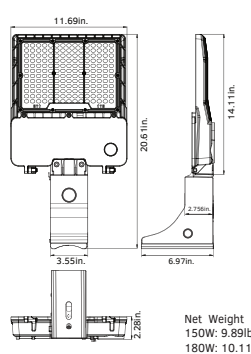
150W / 180W (Slipfitter Mount)



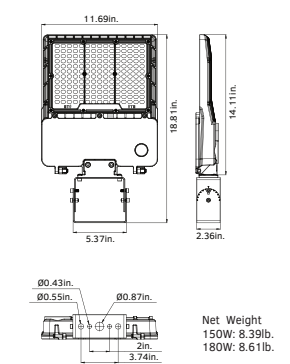
150W / 180W (Wall Mount)



150W / 180W (Pole Mount)

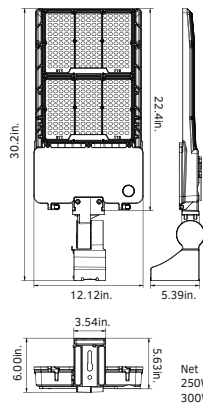


150W / 180W (Yoke Mount)

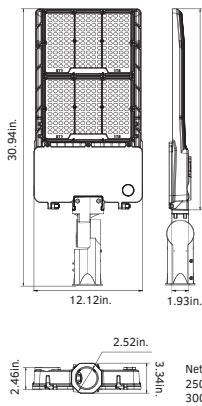


Dimensions & Weight

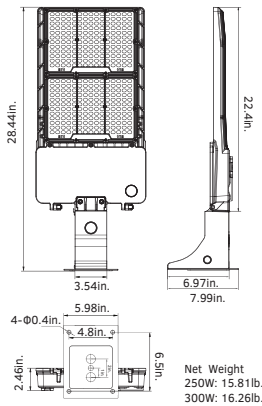
**250W / 300W
(Adjustable Pole Mount)**



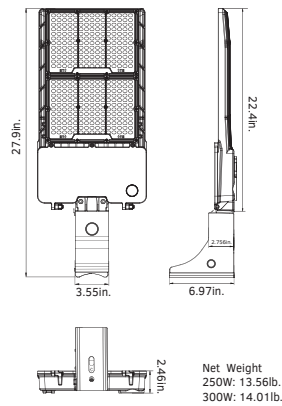
**250W / 300W
(Slipfitter Mount)**



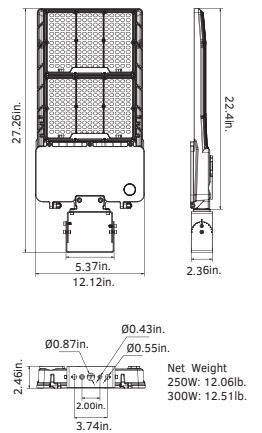
**250W / 300W
(Wall Mount)**



**250W / 300W
(Pole Mount)**



**250W / 300W
(Yoke Mount)**



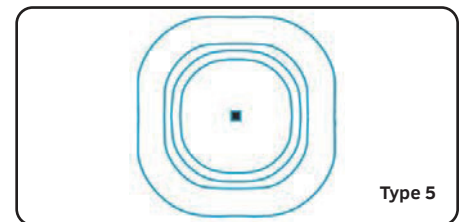
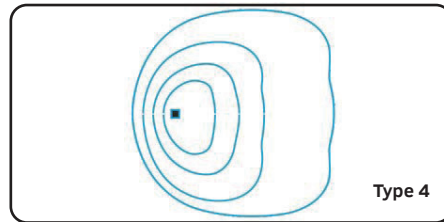
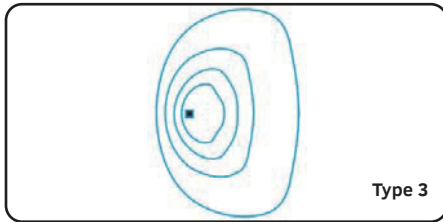
Lighting Distribution

GKOLED® offers a complete set of optical systems to meet every site lighting requirement. These systems provide remarkable flexibility in precisely matching light distribution patterns to specific site requirements.

Type 3 optics produce an asymmetrical pattern that directs the majority of the light forward and equally on both sides of the luminaire. In a back-to-back configuration, it creates a rectangular pattern which can extend pole spacings.

Type 4 is suitable for applications where light is primarily required forward with minimal backlight. Typical installations include perimeter poles.

Type 5 optics produce a symmetrical square distribution pattern that distributes light equally on all sides of the luminaire. Type 5 luminaires are universal for most area lighting applications.



Mounting Information

Mounting Options



Pole Mount (4" and 5" Square and Round Poles)

Standard versatile mounting arm is simple to install and can be used with existing poles for retrofit installations. Field-installed.



Slipfitter Mount

An optional cast aluminum mast arm adaptor secures fixture head to nominal 2" (2-3/8" O.D. pipe size) horizontal steel tenon arm. Field-installed.



Wall Mount

Wall Mount is easy to install for direct wall mounting with 1/2" conduit wiring or standard J-Box mounting. Field-installed.



Yoke Mount

Die-cast aluminum yoke is easily adapted to many surfaces and adjusted to a range of fixture aiming angles. Field-installed.



Adjustable Pole Mount

Adjustable mounting arm is simple to install and can be used with existing poles for retrofit installations. Field-installed.

Mounting Accessories

ROUND POLE CONNECTING PLATE • For square mount to be fixed to a round pole		
<p>Round pole 5" O.D. Connecting piece Luminaire</p>	<p>Square pole Luminaire</p>	<p>Drilling Template</p> <p>1-1/4" (32mm) 1" (25mm) 1-1/4" (32mm) 3-7/16" (88mm) 9/16" DIA. HOLE 9/16" HOLE</p>

Additional Accessories

POLE BRACKET • For mounting one fixture on an existing pole			
	<p>4" Square Pole Mount with 2-3/8" O.D. Tenon NO. 4SQ-SP-D FINISH: Dark Bronze USE: For use with square, non-tapered steel and aluminum poles. Furnished with four 5/16" hex head stainless-steel bolts. Vertical tenon measures 2-3/8" O.D., and is made of steel tubing. Fixtures mounted to this bracket can be adjusted both vertically and horizontally.</p>		<p>4" Round Pole Mount with 2-3/8" O.D. Tenon NO. 4SQR-SP-D FINISH: Dark Bronze USE: For use with round, non-tapered steel and aluminum poles. Furnished with three 3/8" hex head stainless-steel bolts. Vertical tenon measures 2-3/8" O.D., and is made of steel tubing. Fixtures mounted to this bracket can be adjusted both vertically and horizontally.</p>
	<p>5" Square Pole Mount with 2-3/8" O.D. Tenon NO. 5SQ-SP-D FINISH: Dark Bronze USE: For use with square, non-tapered steel and aluminum poles. Furnished with four 5/16" hex head stainless-steel bolts. Vertical tenon measures 2-3/8" O.D., and is made of steel tubing. Fixtures mounted to this bracket can be adjusted both vertically and horizontally.</p>		<p>5" Round Pole Mount with 2-3/8" O.D. Tenon NO. 5SQR-SP-D FINISH: Dark Bronze USE: For use with round, non-tapered steel and aluminum poles. Furnished with three 3/8" hex head stainless-steel bolts. Vertical tenon measures 2-3/8" O.D., and is made of steel tubing. Fixtures mounted to this bracket can be adjusted both vertically and horizontally.</p>
	<p>2-3/8" O.D. Tenon Mount Adaptor for Yoke Fixtures NO. SP-TR-D FINISH: Dark Bronze USE: The 2-3/8" O.D. Tenon Mount Adaptor for Yoke Fixtures is designed to mount GKOLED® light fixtures that are equipped with a yoke mount onto a 2-3/8" O.D. tenon. It may be utilized with the GKOLED® flood light series of light fixture.</p>		<p>Angle Adjustment Adaptor NO. SQA-ALO4DA FINISH: Dark Bronze USE: This durable bracket is engineered as a versatile mounting option. Made from die-cast aluminum, it allows for optimal positioning of the light fixture to maximize the light effectiveness both vertically and horizontally.</p>
	<p>Horizontal Wall or Square or Round Pole Mount with 2-3/8" O.D. Tenon Bracket NO. SQ/R-SP-D FINISH: Dark Bronze USE: This tenon bracket can be installed onto a wall, square pole, or round pole. Provides wiring access and a built-in 2-3/8" O.D. tenon to mount a fixture with our adjustable slipfitter. Suggested 3/8" diameter bolts for mounting.</p>		

WALL BRACKET • Attaches to any flat surface • Provides wiring access		MID-POLE TENON BRACKET	
	<p>90° Wall Mount Bracket with 2-3/8" O.D. Tenon NO. WM-SP-D FINISH: Dark Bronze USE: The 90° Wall Mount Bracket with 2-3/8" Tenon attaches a GKOLED® flood light to almost any surface, wall, roof, or wood pole. Provides wiring access and a built-in 2-3/8" O.D. tenon to mount a fixture with our adjustable slipfitter. Suggested 3/8" diameter bolts for mounting. Mounting holes are spaced 3-1/4" apart.</p>		<p>2-3/8" O.D. Horizontal Tenon Mid-Pole Bracket NO. SQ-SP-D FINISH: Dark Bronze USE: The 2-3/8" O.D. Horizontal Tenon Mid-Pole Bracket is designed to mount a light fixture that is equipped with an adjustable slipfitter onto a 2-3/8" O.D. horizontal tenon.</p>

ROUND EXTERNAL MOUNT HORIZONTAL TENON • To mount 2, 3, or 4 fixtures on an existing pole			
	<p>Double 90° Horizontal Tenon Adaptor NO. R60-SP2-90-D FINISH: Dark Bronze USE: The Bracket is designed to mount over a 2-3/8" (60mm) O.D. vertical tenon. Two fixtures can be mounted to the Round External Mount Horizontal Tenon and adjusted horizontally.</p>		<p>Triple 120° Horizontal Tenon Adaptor NO. R60-SP3-120-D FINISH: Dark Bronze USE: The Bracket is designed to mount over a 2-3/8" (60mm) O.D. vertical tenon. Three fixtures can be mounted to the Round External Mount Horizontal Tenon and adjusted horizontally.</p>

Additional Accessories

ROUND EXTERNAL MOUNT HORIZONTAL TENON • To mount 2, 3, or 4 fixtures on an existing pole	
	<p>Double 180° Horizontal Tenon Adaptor NO. R60-SP2-180-D FINISH: Dark Bronze USE: The Bracket is designed to mount over a 2-3/8" (60mm) O.D. vertical tenon. Two fixtures can be mounted to the Round External Mount Horizontal Tenon and adjusted horizontally.</p>
	<p>Triple 90° Horizontal Tenon Adaptor NO. R60-SP3-90-D FINISH: Dark Bronze USE: The Bracket is designed to mount over a 2-3/8" (60mm) O.D. vertical tenon. Three fixtures can be mounted to the Round External Mount Horizontal Tenon and adjusted horizontally.</p>
	<p>Quad 90° Horizontal Tenon Adaptor NO. R60-SP4-90-D FINISH: Dark Bronze USE: The Bracket is designed to mount over a 2-3/8" (60mm) O.D. vertical tenon. Four fixtures can be mounted to the Round External Mount Horizontal Tenon and adjusted horizontally.</p>

Accessories



PIR MOTION SENSOR
Optional factory-installed PIR multi-level motion sensor detects occupancy in an area for additional energy savings.



MOTION SENSOR REMOTE CONTROL
Optional remote control programs the motion sensor with advanced lighting control options.



TWIST-LOCK PHOTOCELL AND RECEPTACLE
Optional field-installed 3 prong twist-lock photocell adds dusk to dawn function for additional energy savings.

Glare Shields

An optional backlight control provides reduced light spillover and increased visual comfort without compromising performance.

Backlight Glare Shield	Small Size	Medium Size	Large Size

Ordering Information

Area Light Series GKOALG5						Example: GKOALG5100W27V50KDPOSQT3S			
Fixture Type	Wattage	Voltage	CCT	Finish	Photocell (Optional)	Sensor (Optional)	Mounting	Photometry	Surge Protection
GKOALG5	100W	27V 120-277V 48V 347-480V	40K 4000K 50K 5000K	D Dark Bronze* B Black W White SG Silver Gray	P0 120-277V Photocell P3 347V Photocell P4 480V Photocell Blank Without Photocell	M With Sensor Blank Without Sensor	SQ Square Pole Mount SP Slipfitter Mount WM Wall Mount YK Yoke Mount SQA Adjustable Pole Mount	T3 Type III Photometry T4 Type IV Photometry T5 Type V Photometry	S Surge Protection

Area Light Series GKOALG5						Example: GKOALG5150W27V50KDPOSPT3S			
Fixture Type	Wattage	Voltage	CCT	Finish	Photocell (Optional)	Sensor (Optional)	Mounting	Photometry	
GKOALG5	150W 180W 250W 300W	27V 120-277V 48V 347-480V	40K 4000K 50K 5000K	D Dark Bronze* B Black W White SG Silver Gray	P0 120-277V Photocell P3 347V Photocell P4 480V Photocell Blank Without Photocell	M With Sensor Blank Without Sensor	SQ Square Pole Mount SP Slipfitter Mount WM Wall Mount YK Yoke Mount SQA Adjustable Pole Mount	T3 Type III Photometry T4 Type IV Photometry T5 Type V Photometry	

NOTE: *Default finish is dark bronze. All other finishes are special order only.