




LED PANELS

POWER & CCT SELECTABLE SERIES GKOPLG2



Product Overview

Series GKOPLG2 LED panels feature an ultra-thin 1.4" profile. Power & CCT Adjustment Controls are included, allowing the lighting contractor to adjust the power and CCT during installation.



Key Features

CONSTRUCTION:

- Durable galvanized steel plate and extruded aluminum housing in a slim and modern design.

FINISH:

- The exterior is protected by a white rust-resistant baked varnish finish that provides superior resistance to weathering and corrosion.

OPTICS:

- Standard 114° beam angle.
- Light engines are available in selectable 3500K, 4000K, and 5000K configurations.
- A range of lumen options available from 2,660 to 5,400 Lumens.
- PS diffuser ensures comfortable light distribution, with no glare or yellowing.

ELECTRICAL:

- Standard 120-277V input voltage.
- Standard 1KV surge protection.
- 0-10V dimming driver(s) as default.
- Flicker-free driver with $\leq 10\%$ stroboscopic index prevents flicker during the lighting and dimming process.
- THD: $\leq 20\%$, Power Factor: $> 90\%$.

CONTROLS:

- Power & CCT adjustment controls are included on the back of the fixture housing, enabling power selection from 3 power levels and CCT selection from 3500K, 4000K, or 5000K.
- Emergency battery backup model provides up to 90 minutes of operation at a minimum of 1000lm during outages. During an outage, CCT defaults to 5000K. During regular operation, CCT is available in 3500K, 4000K, and 5000K.
- Bluetooth NLC Listed plug & play PIR motion sensor, utilizing a Bluetooth SIG mesh network operated with iOS, Android, and web, optional for all models - ANT-1P-4T-BLE-SR (field-installed).

INSTALLATION:

- Suitable for recessed installation.
- Surface mounting with optional surface mount kit.
- Suspended installation with optional suspension kit.

WARRANTY:

- 5 Year Limited Warranty.

LISTINGS:

- DesignLights Consortium® (DLC) Premium qualified.
- UL Damp Location Certified.
- Rated for ambient operating temperature -4°F to 122°F (-20°C to 50°C).



100 E. Crossroads Pkwy. Ste. C
Bolingbrook, IL 60440
Phone: 630-793-9449
Web: www.gkoled.com

Performance Data

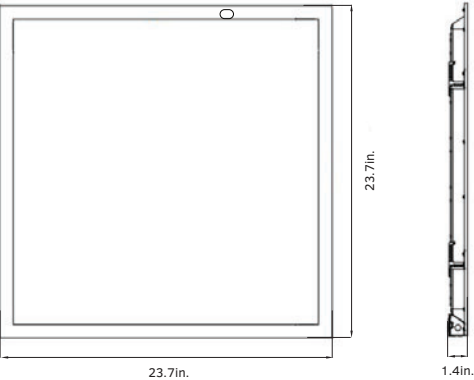
Lumen Output

System Watts	CRI	Size	3500K		4000K		5000K	
			Lumens	Efficacy	Lumens	Efficacy	Lumens	Efficacy
25W	82	1'x4'	3325lm*	133lm/W	3575lm	143lm/W	3375lm	135lm/W
30W	82	1'x4'	3870lm*	129lm/W	4170lm	139lm/W	3930lm	131lm/W
40W	82	1'x4'	5000lm	125lm/W	5400lm	135lm/W	5080lm	127lm/W
20W	83	2'x2'	2660lm*	133 lm/W	2860lm	143lm/W	2700lm	135lm/W
25W	83	2'x2'	3225lm*	129lm/W	3475lm	139m/W	3275lm	131lm/W
30W	83	2'x2'	3750lm	125lm/W	4050lm	135lm/W	3810lm	127lm/W
25W	83	2'x4'	3300lm*	132lm/W	3550lm	142lm/W	3350lm	134lm/W
30W	83	2'x4'	3840lm*	128lm/W	4140lm	138lm/W	3900lm	130lm/W
40W	83	2'x4'	4960lm*	124lm/W	5360lm	134lm/W	5040lm	126lm/W

*CCT for indicated wattages is 3400K.


Dimensions & Weight

2'x2' Selectable Model / Emergency Battery Backup Model



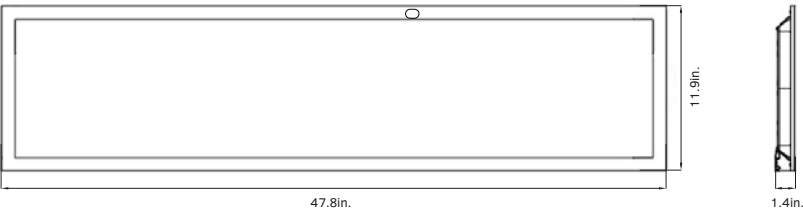
Weight
Selectable Model: 4.30lb.
Emergency Battery Backup Model: 5.30lb.

2'x4' Selectable Model / Emergency Battery Backup Model



Weight
Selectable Model: 8.27lb.
Emergency Battery Backup Model: 9.27lb.

1'x4' Selectable Model / Emergency Battery Backup Model




Weight
Selectable Model: 4.63lb.
Emergency Battery Backup Model: 5.63lb.

Accessories



**BLUETOOTH NLC LISTED
PIR MOTION SENSOR**
Optional field-installed plug & play Bluetooth PIR motion sensor adds Networked Control functionality utilizing a Bluetooth SIG mesh network operated with iOS, Android, and web.



EMERGENCY BATTERY BACKUP MODEL
Emergency battery backup model provides up to 90 minutes of operation during power outages. During an outage, CCT defaults to 5000K.

Mounting Options



RECESSED MOUNTING (INCLUDED)
LED Panels are suitable for standard recessed mounting in a grid ceiling, by default.



SURFACE MOUNTING (OPTIONAL)
Optional surface mounting kit allows for mounting without a ceiling grid (sold separately).



SUSPENSION MOUNTING (OPTIONAL)
Optional suspension mounting kit allows for mounting without a ceiling grid or in tall spaces (sold separately).

Ordering Information

LED Panel Series GK0PLG2						Example: GK0PLG224B40W27VPCMB			
Fixture Type <div></div>	Size <div></div>	Backlit <div></div>	Wattage <div></div>	Voltage <div></div>	CCT <div></div>	Motion Sensor <div></div>	Battery Backup <div></div>		
GK0PLG2	24 2'x4'	B Backlit	40W 40W / 30W / 25W	27V 120-277V	PC Selectable	M With Motion Sensor	B With Battery Backup		
	14 1'x4'		Blank Without Motion Sensor			Blank Without Battery Backup			
	22 2'x2'		30W 30W / 25W / 20W						