




LED TROFFER

SINGLE WATTAGE SERIES GKOTRG1



Product Overview

Series GKOTRG1 LED Troffer fixtures are an energy-efficient lighting solution for commercial or institutional settings with recessed or suspended grid ceilings and are available in 3 popular sizes. Optional Plug & Play Bluetooth Network Controls allow advanced lighting capabilities. LED Troffers are ready out of the box for recessed installation, with optional surface mounting kits available.



Key Features

CONSTRUCTION:

- Stamped sheet metal housing offers excellent heat dissipation.

FINISH:

- The exterior is protected by a rust-resistant powder coat finish that provides superior resistance to weathering and corrosion.

OPTICS:

- Light engines are available in standard 3500K, 4000K, and 5000K configurations.
- A range of lumen options available from 2,600 to 5,850 Lumens.
- Impact and UV-resistant frosted polycarbonate lens is precisely designed to give a specific light distribution, maximizing efficiency and application spacing.

ELECTRICAL:

- Universal 120-277V input voltage.
- Auxiliary 12V driver optional.
- Standard 1KV surge protection.
- 0-10V dimming driver(s) standard.
- Flicker-free driver with $\leq 10\%$ stroboscopic index prevents flicker during the lighting and dimming process.
- THD: $\leq 20\%$, Power Factor: $\geq 90\%$.

CONTROLS:

- Optional plug & play Bluetooth multi-level motion sensor.
- Emergency battery backup model provides up to 90 minutes of operation at a minimum of 1000lm during outages. During an outage, CCT defaults to 5000K. During regular operation, CCT is available in 3500K, 4000K, and 5000K. Not available on some models.
- Bluetooth networked controls that are DLC NLC qualified, utilizing a Bluetooth SIG mesh network operated with iOS, Android, and web.

INSTALLATION:

- Suitable for recessed installation.
- Surface mounting with optional surface mount kit.

WARRANTY:

- 5 Year Limited Warranty.

LISTINGS:

- DesignLights Consortium® (DLC) qualified.
- DesignLights Consortium® (DLC) Premium qualified (2'x4' 35W model only).
- UL Damp Location Certified.
- Rated for ambient operating temperature -4°F to 122°F (-20°C to 50°C).



100 E. Crossroads Pkwy. Ste. C
Bolingbrook, IL 60440
Phone: 630-793-9449
Web: www.gkoled.com


Performance Data

Lumen Output

System Watts	CRI	Size	3500K		4000K		5000K	
			Lumens	Efficacy	Lumens	Efficacy	Lumens	Efficacy
20W	84	1'x4'	2600lm	130lm/W	2600lm	130lm/W	2600lm	130lm/W
25W	84	1'x4'	3250lm	130lm/W	3250lm	130lm/W	3250lm	130lm/W
30W	82	1'x4'	3900lm	130lm/W	3900lm	130lm/W	3900lm	130lm/W
20W	83	2'x2'	2800lm	140lm/W	2800lm	140lm/W	2800lm	140lm/W
25W	83	2'x2'	3375lm	135lm/W	3375lm	135lm/W	3375lm	135lm/W
30W	83	2'x2'	3900lm	130lm/W	3900lm	130lm/W	3900lm	130lm/W
35W	82	2'x2'	4620lm	132lm/W	4620lm	132lm/W	4620lm	132lm/W
40W	82	2'x2'	5200lm	130lm/W	5200lm	130lm/W	5200lm	130lm/W
25W	82	2'x4'	3400lm	136lm/W	3450lm	138lm/W	3450lm	138lm/W
30W	82	2'x4'	3990lm	133lm/W	4020lm	134lm/W	4020lm	134lm/W
34W	83	2'x4'	4760lm	140lm/W	4760lm	140lm/W	4760lm	140lm/W
35W	82	2'x4'	4550lm	130lm/W	4550lm	130lm/W	4550lm	130lm/W
38W	83	2'x4'	5130lm	135lm/W	5130lm	135lm/W	5130lm	135lm/W
45W	83	2'x4'	5850lm	130lm/W	5850lm	130lm/W	5850lm	130lm/W

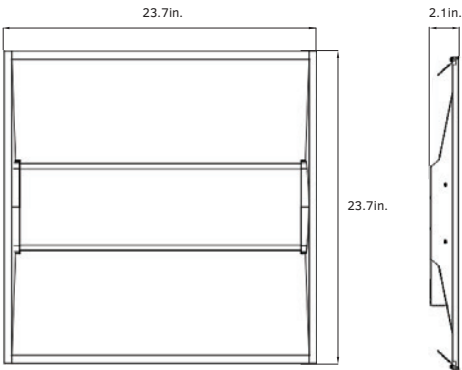
Dimensions & Weight

2'x4'



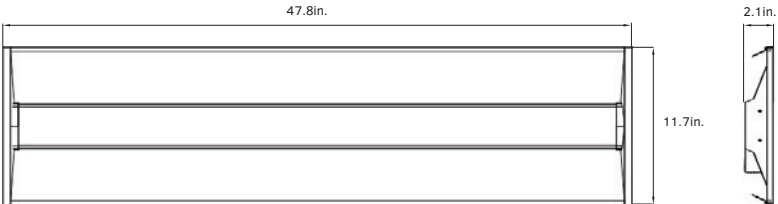
Weight
Single Wattage: 10.81lb.
Emergency Battery Backup Model: 11.81lb.

2'x2'




Weight
Single Wattage: 6.28lb.
Emergency Battery Backup Model: 7.28lb.

1'x4'




Weight
Single Wattage: 7.39lb.
Emergency Battery Backup Model: 8.39lb.

Accessories



PLUG & PLAY BLUETOOTH MULTI-LEVEL MOTION SENSOR


Optional plug & play Bluetooth multi-level motion sensor detects occupancy in an area for additional energy savings.



EMERGENCY BATTERY BACKUP MODEL


Emergency battery backup model provides up to 90 minutes of operation during power outages. During an outage, CCT defaults to 5000K. Not available on some models.

Mounting Options



RECESSED MOUNTING (INCLUDED)

LED Troffers are suitable for standard recessed mounting in a grid ceiling, by default.



SURFACE MOUNTING (OPTIONAL)

Optional surface mounting kit allows for mounting without a ceiling grid (sold separately).

Ordering Information

LED Troffer GKOTRG1				Example: GKOTRG122D30W27VDDK			
Fixture Type <div></div>	Size <div></div>	Series <div></div>	Wattage <div></div>	Voltage <div></div>	CCT <div></div>	Sensor (Optional) <div></div>	Battery Backup (Optional) <div></div>
GKOTRG1	14 1'x4'	D Series D	20W	27V 120-277V	DDK Selectable	M With Sensor Blank Without Sensor	B With Emergency Battery* Blank Without Emergency Battery
			25W				
			30W				
	22 2'x2'	D Series D	20W				
			25W				
			30W				
			35W				
			40W				
	24 2'x4'	D Series D	25W				
30W							
34W							
35W							
			38W				
			45W				

NOTE: Emergency Battery Backup is not available on some models.